

## TRADITIONAL ESPRESSO COFFEE MACHINES

# M100 ATTIVA GTA













## Special Edition

M100 GTA DT/2 - TOUCH DISPLAY

M100 GTA DT/3 - TOUCH DISPLAY

M100 Attiva range, with its new thermal system GTA, interfaces, design, ergonomics features and accessories guarantee maximum flexibility and has been designed to rewrite the rules of an entire category and to pave the way for a new generation of professional machines.

Now it's available also in turquoise Special Edition.

-  GTA System
-  Adjustable water temperature
-  Steam wand Cold Touch
-  TurboSteam Milk4 Cold Touch wands (optional)
-  PGS
-  Smart Boiler
-  Mixed water
-  Bluetooth
-  Green Machine
-  USB-Port
-  Tall Cup version (optional)
-  WiFi connectivity (optional)



M100 Attiva GTA DT3 Special Edition



### Features

	DT/2	DT/3
Cold Touch Steam wands	2	2
Hot water wand	1	1
Hot water selections	3	3
Service boiler capacity (Litres)	10	10
Independent coffee boilers capacity (cc)	2	3
Capacità boiler caffè indipendenti (cc)	400	400
Coffee boiler heater (W)	800	800
Electrical cup warmer (3 temperature settings)	✓	✓

### Technical information

Width x Depth x Height (mm)	832 x 567 x 582	1032 x 567 x 582
Weight (kg)	89	105
Power at 220-240V~ 220-240V 3~ 50/60Hz (W) 380-415V3N~	6000 - 7000	6700 - 8000

### Optional

TSCT Milk 4		
Tall Cup (always with TSCT)		

### Accessories

Kit computer interface EVO		
Kit Wi-Fi		
Kit Scale 2gr		-
Kit Scale 3gr	-	

